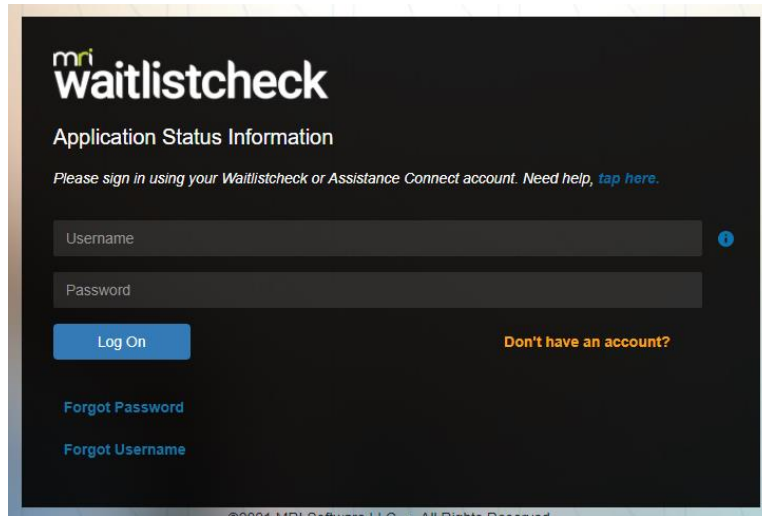


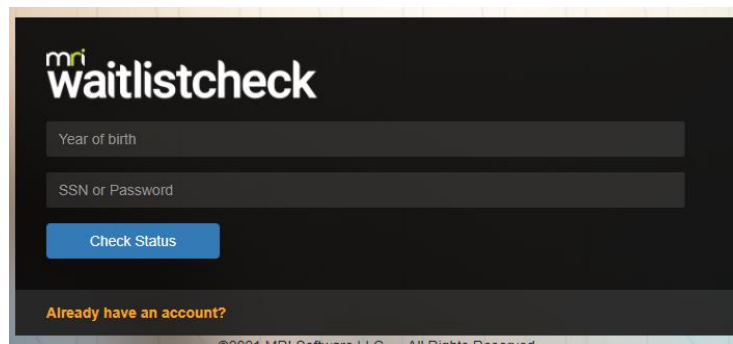
Dear applicant:

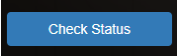
To check waiting list status, please log into www.waitlistcheck.com

You will see this on the screen:



- Click on the right yellow letters **“Don't have an account?”**
- You will be prompt to a second screen, like this one:



- Enter the 4-digit year of your birth
- Enter your Social Security number with no spaces and no dashes
- Click the blue box 
- See applications
- Scroll to the bottom under status you will see if you are active or not and your Waiting List position number
- In the body of the information you will see the position number we are currently working on