




Guidance for Maintaining Porous Pavement



Frederick County Government • Division of Energy and Environment • 30 N. Market St., Frederick, MD
21701 • Sustainability@FrederickCountyMD.gov • 301-600-1416



What is Porous Pavement?

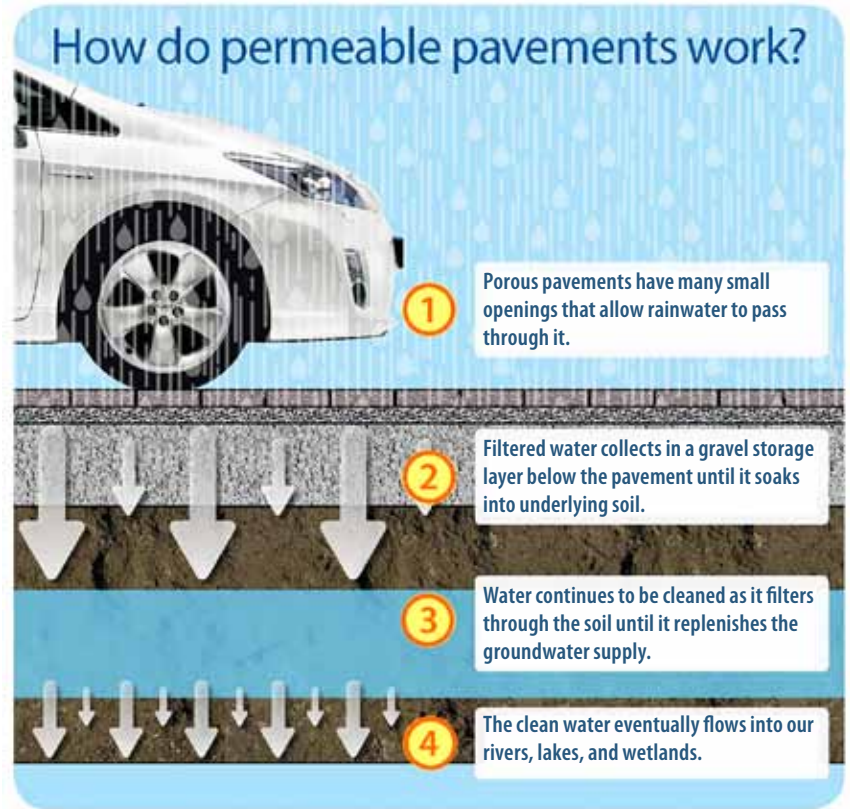
Porous pavement is a permeable pavement surface that allows water to soak through to the underlying soil. Using porous pavement helps improve water quality by capturing stormwater and letting it seep into the ground, rather than running off into local streams. The three types of porous pavement are:

1. Porous asphalt
2. Pervious concrete
3. Permeable interlocking pavers

Why does porous pavement need to be maintained?

Unmaintained porous pavement may:

- Become clogged and not allow water to drain through.
- Require replacement of surface, which can be expensive.



Maintenance 101

DO...Year Round

- ✓ Inspect porous pavement after storms to ensure rainwater is draining through the material.
- ✓ Remove debris and trash continuously, including leaves during the fall.
- ✓ Maintain signage identifying porous pavement areas.
- ✓ Clean commercial parking lots with a vacuum or street sweeper at least twice a year to remove sediment and debris. Clean residential lots with a vacuum sweeper.

DO... Seasonally/As Needed

- ✓ Conduct annual maintenance inspections.
- ✓ Remove snow with a rubber tipped shovel/plow, keep plow 1 inch above the surface. Remaining snow will melt and drain through.
- ✓ Remove accumulated sediment at least every 2-3 years.
- ✓ Replace/replenish top layer of stone between joints with new, clean stone after vacuuming/sweeping (interlocking pavers).
- ✓ Inform contractors working on your property of the location of porous pavement areas.

DO NOT...

- ✗ Don't apply sand for winter snow removal on porous pavement.
- ✗ Don't apply sealant over porous pavement, which will prohibit water from passing through the material.
- ✗ Don't re-surface porous pavement.
- ✗ Don't power wash, debris may be pushed further into the pavement causing clogs.
- ✗ Don't store snow piles containing sand on porous pavement.
- ✗ Don't store mulch or soil on porous pavement.
- ✗ Don't perform construction staging on unprotected pavement.



TROUBLESHOOTING

SYMPTOM

POSSIBLE CAUSE

SOLUTION

Water ponding or flowing off porous pavement.

Sediment and leaf debris has clogged the surface.

Sweep/wash and vacuum. Ensure there is not exposed soil in the area washing onto surface.

Vegetation growing in the porous surface.

Surface has not been maintained.


Remove weeds and vegetation.

Porous pavement not draining well after vacuuming and sweeping.

Clogging is still an issue.

Try pressure washing or a more powerful vacuum.

Examples of Porous Pavement



Frequently Asked Questions

Who is responsible for maintenance?

As the property owner, YOU or designee are responsible for all maintenance of your porous pavement. Maintenance of SWM facilities and BMPs is the responsibility of landowners for privately owned lots and the Homeowner's Association (HOAs) for community owned properties.

Can I remove the porous pavement?

No, you cannot remove these facilities if they have been required by the County. Frederick County maintains a database of all required stormwater management structures, including porous pavement. Frederick County is required to inspect the facilities every three (3) years. Maintenance issues found during inspections are detailed in an inspection report and are required to be addressed within 90 days from the date of notice.

I need help or have questions?

Frederick County staff and inspectors can answer your questions and provide additional guidance about maintaining porous pavement. Please contact us at sustainability@frederickcountymd.gov or visit www.frederickcountymd.gov



Reprinted with permission from Charles County Government

